

Boubyan Local and GCC Equity Fund

Fund Licensed by the Kuwaiti CMA (LCIS/F/EQ/2020/0001)

30 April 2025



Fund Objective & Strategy

A regional equity fund that seeks to generate competitive returns within an acceptable risk level by investing in the securities of companies listed on Boursa Kuwait and other GCC stock markets with a preference to blue-chip companies.

The Fund also aims to distribute dividends, if any, on an annual basis upon the discretion of the Fund Manager.



Fund Features

- Low minimum investment
- Well diversified Portfolio
- Weekly liquidity
- Online subscription/redemption
- Possible annual distributions



Fund Facts

Fund structure	Open ended
Inception date	16 January 2020
Liquidity	Weekly
Currency	Kuwaiti Dinar (KWD)
Minimum subscription	KWD 1,000
Subscription fees	None
Redemption fees	None
Management fees	0.75% annually
Fund manager	Boubyan Capital Investment Company K.S.C.C.
Distributor	Boubyan Bank K.S.C.P.
Custodian and investment controller	Kuwait Clearing Company
Sharia Auditor	Al-Mashora & Al-Raya for Islamic Financial Consulting
Auditor	KPMG (Kuwait)
Domicile	State of Kuwait
Executive Committee	<ul style="list-style-type: none">• Badria Hamad AlHumaidhi• Abdulmohsen Samir AlGharaballi• Mohammad Manea AlAjmi• Omar Abdulaziz AlRasheed• Asok Kumar Nayer



Profit Distribution

Date	February 2022
Type of distribution	Cash
Percentage	2.5%

NAV | KWD 1.3085



Performance

One Month Return	-0.31%
12 Months Return	2.05%
2 Years Return	10.83%
Cumulative YTD Return	0.10%
Cumulative Since Inception Return	33.35%
Standard Deviation	1.47%



Fund's Top Five Holdings

Name	Weight
Cash & Cash Equivalent (Net of Liabilities)	24.31%
Saudi Arabian Oil ARAMCO	13.64%
Zain	13.06%
Beyout Investment Group	10.32%
KIB Bank	6.26%



Manager's Comments

Pressured by the negative sentiment surrounding both global & regional markets, Boubyan Local & GCC Equity Fund was slightly down by -0.31% for the period from March 31st to April 30th, while YTD return came flat at +0.10%. And since its inception has accumulated a total return of +33.35%.

Globally, markets were muted during April, as investors largely remained on the sidelines amid ongoing uncertainty surrounding the current trade war and monetary policy upcoming decisions. This cautious sentiment weighed on performance, leading the MSCI World Index to close the month down by -0.33%.

Regionally, GCC markets saw a modest correction, slightly underperforming their global counterparts. Underperformance was mainly attributed to weaker oil prices and persistent regional uncertainties. As a result, the S&P GCC Shariah Index ended the period down by almost -1%.

Although we still maintain a degree of caution as we foresee some fluctuations to persist over the short to medium term. Primarily driven by geopolitical tensions, and the anticipated economic repercussions of the monetary tightening policy that central banks around the world adopted over the past three years, by raising interest rates to curb inflation. Which might cast a shadow over the real economy's performance over the medium term. However, we are optimistic about the region's economies over the medium to long term, as we believe they can withstand relatively higher inflation, being predominantly commodity-based economies. Therefore, we believe that the regional governments, thanks to their financial reserves, can navigate through this phase by maintaining high spending rates to support economic activity, continuing to diversify their economies, and supporting the private sector, which in turn, will continue to provide alternatives for sustainable growth. This is likely to assist operationally and financially robust companies in continuing to generate strong performance and provide value for investors in the long term.

Boubyan Local and GCC Equity Fund

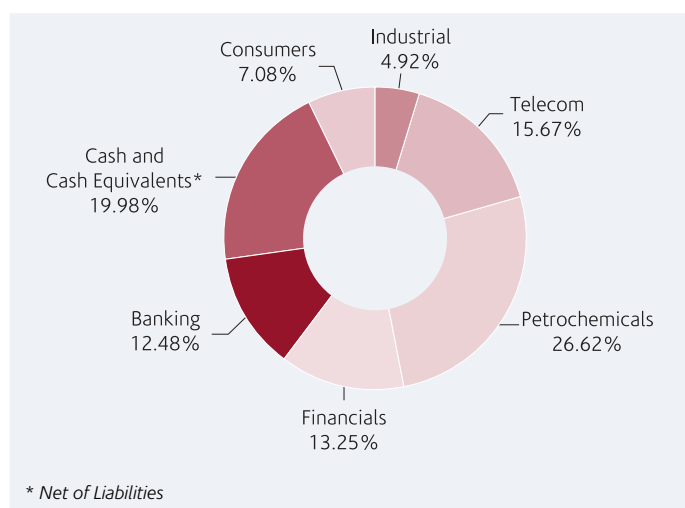
Fund Licensed by the Kuwaiti CMA (LCIS/F/EQ/2020/0001)

30 April 2025

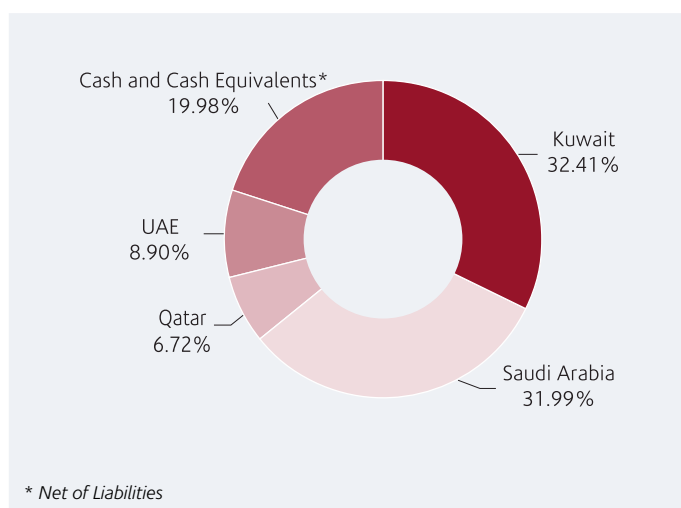
Monthly Performance (%)

Year	Jan	Feb	Mar	Apr	May	Jun	Jul	Aug	Sep	Oct	Nov	Dec	Return for the year
2020	0.01	-0.52	-5.66	2.50	-0.32	0.64	-0.80	0.37	0.41	-0.05	1.03	0.78	-1.82
2021	2.59	0.85	4.70	3.05	2.97	2.61	-1.94	2.37	-0.76	2.53	0.39	0.33	21.32
2022	4.13	-0.06	4.45	2.77	-3.97	-5.62	2.54	0.64	-3.75	0.08	-0.43	-1.72	-1.39
2023	0.94	-0.92	0.73	1.97	-0.13	3.68	2.60	-0.53	-0.29	-1.41	0.87	1.28	9.03
2024	1.01	0.49	0.09	0.68	-2.49	1.57	1.87	-0.29	-0.39	-0.59	0.85	1.47	4.29
2025	1.24	0.83	-1.63	0.31									0.10

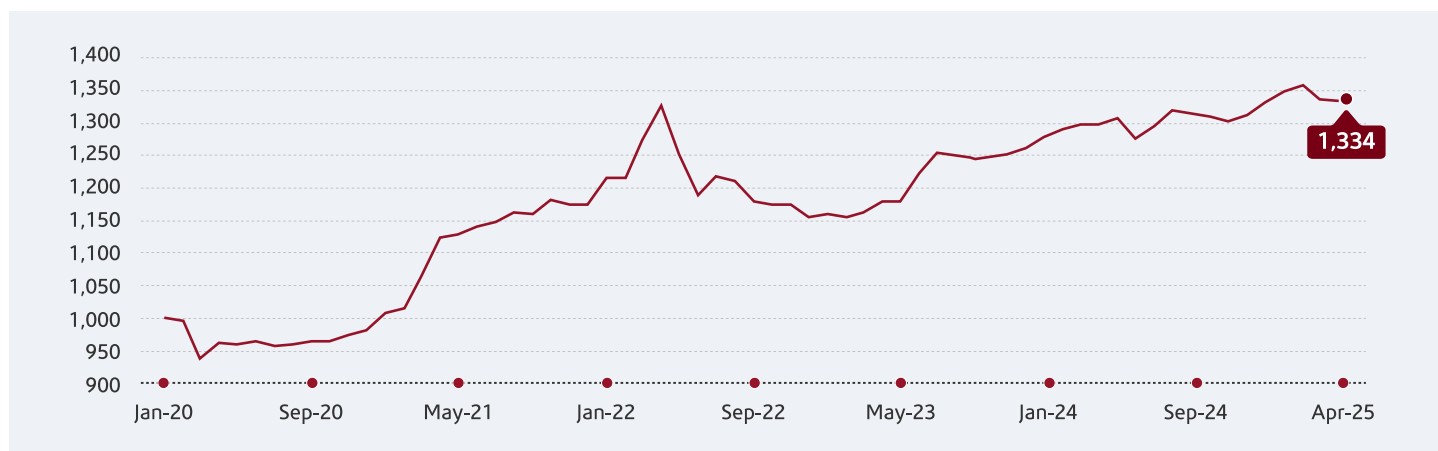
Sector Breakdown



Geographic Allocation



KWD 1,000 Invested Since Inception (inclusive of cash distributions)



Disclaimer: This ad has been prepared for promotional purposes. Investments involve risks and past performance should not be taken as an indication of guarantee of future performance. No necessary information about the investment subject of the advertisement has been omitted. At all times, potential investors considering an investment should carefully review the articles of association, services and investment governing documents which are available on Boubyan Capital official website www.boubyancapital.com, describing the investment approach, operations, applicability of taxes, fees, expenses, risks of investing. The prices, values and income of the fund units may be subject to fluctuation and the redemption value may differ from the amount invested. Fluctuations in currency may impact the prices, values and income of the fund's units. The fund may not be suitable for all investors receiving the advertisement, and that if they have any doubts, they should consult their advisors. Boubyan Capital Investment Company K.S.C. (Closed) is licensed by the Capital Markets Authority; License no. AP/2015/0033. The fund's main location shall be in the fund manager's place of work, and its legal jurisdiction is in Kuwait at Qibla, Block 3, Ali Al-Salem Street, Boubyan Capital building, Floor 2, Kuwait, P.O. Box 28950 Safat, Postal Code 13150. The Fund committee members are Badria Hamad AlHumaidhi, Abdulmohsen Samir AlGharaballi, , Mohammad Manea AlAjmi, Omar Abdulaziz AlRasheed and Asok Kumar Nayer.